

The Indonesian Teachers' Tool Kit

PART 1

MY WORLD

PART 2

THE WORLD AROUND ME

PART 3

OUT AND ABOUT

©2005 The Indonesian Teachers' Tool Kit D. Barnett and Licensors. All rights reserved.

ISBN 1-920844-34-1

Copyright applies to all of the materials in this book, however permission is given for the Photocopy Masters to be photocopied by the purchaser for use with students in his/her school.



D B PUBLISHING P.O BOX 1255 UPWEY VICTORIA 3158

[www. dbpublishing.com.au](http://www.dbpublishing.com.au)

WELCOME TO THE INDONESIAN TEACHERS' TOOL KIT

The Indonesian Teachers' Tool Kit has been designed for LOTE teachers to use with their Beginner Students in the Middle Years at Primary and Secondary levels.

The Tool Kit contains photocopy masters of relevant, language specific activities and tasks which support what is already being taught in the classroom.

These time-saving worksheets are ideal for:

encouraging independent student learning

interactive learning

providing program continuity in replacement classes

revision work

homework and much more!

Also included in this kit, are easy to understand, step by step instructions for students to follow to enable them to produce exciting Power Point presentations.

The Indonesian Teachers' Tool Kit is an 'absolute must have' for Beginning Teachers.

Check out www.dbpublishing.com.au and find out what other exciting products are available for the LOTE classroom.



TABLE OF CONTENTS

MY WORLD	Pages
Part 1	
Family	1 - 26
House	27 - 39
Animals	40 - 59
Food	60 - 76
Weather	77 - 86
THE WORLD AROUND ME	
Part 2	
School	87 - 109
Body	110 - 121
Clothes	122 - 134
OUT AND ABOUT	
Part 3	
Transport	135 - 145
Work	146 - 150
Holidays	151 - 163
Shopping	164 - 177



FAMILY - CLASS PROJECT 1

AIM:

To produce an interesting display of your family group, using the Indonesian you have learned.

GETTING STARTED:

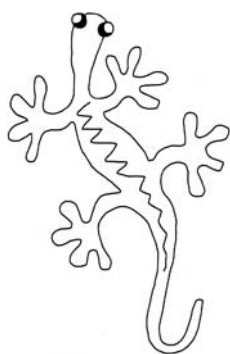
Ask your teacher for a display area in your classroom.
Organise a project leader, small groups and tasks.

YOU WILL NEED:

Coloured paper to cover the display area.
Paint, crayons, coloured paper, cellophane, pictures, drawings, photos of the people you share your life with, Indonesian labels of the vocabulary words you already know, Indonesian sentences and any other interesting things to finish your display.
Don't forget to include a heading KELUARGA SAYA.

ORAL PRESENTATION:

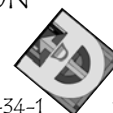
After the display has been finished, take it in turns to point to your family group and introduce each person to the class.



READ

Hai! Nama saya Joshua. Ada empat orang di dalam keluarga saya. Ayah saya bernama Warren, Ibu saya bernama Nina dan adik saya bernama Alysha. Kami tinggal di jalan Aston di kota Melbourne. Ayah saya dokter hewan dan ibu saya ahli komputer. Saya mau menjadi dokter gigi. Dua kucing putih dan anjing hitam juga tinggal di rumah saya.

ALTERNATIVELY THIS COULD BE DONE AS A POWERPOINT PRESENTATION



HOBBY WORDSEARCH

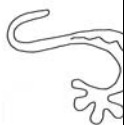
Write the Indonesian word next to each of these English words.
How many of these Indonesian words can you find in the grid?

.....

- | | |
|-------------------|----------------------|
| berenang _____ | berdansa _____ |
| bola basket _____ | memancing _____ |
| bersepeda _____ | bersilancar _____ |
| kriket _____ | berjalan-jalan _____ |
| papan roda _____ | musik _____ |
| futbal _____ | tenis meja _____ |
| akhir pekan _____ | olahraga _____ |
| bermain _____ | bermalas-malas _____ |
| membaca _____ | melihat _____ |
| hobi _____ | sepak bola _____ |
| bola voli _____ | tenis _____ |
| berbelanja _____ | ski _____ |

.....

S	A	L	A	M	S	A	L	A	M	R	E	B
K	A	F	U	T	B	A	L	B	S	T	E	E
I	D	E	M	E	L	I	H	A	T	R	H	R
M	E	M	A	N	C	I	N	G	B	O	A	J
A	P	U	S	I	G	I	N	E	B	D	S	A
L	E	S	M	S	A	A	L	I	O	K	N	L
O	S	I	D	M	N	A	L	R	W	R	A	A
B	R	K	R	E	N	O	N	L	P	I	D	N
K	E	E	R	J	V	A	I	K	E	K	R	J
A	B	E	A	A	P	F	L	D	M	E	E	A
P	B	O	L	A	B	A	S	K	E	T	B	L
E	L	O	P	O	L	A	H	R	A	G	A	A
S	B	A	A	K	H	I	R	P	E	K	A	N



HOUSE - Worksheet 4

1. Use Indonesian to answer these questions about your own house.

A. Ada berapa kamar tidur di rumahmu? _____

B. Apakah ada garasi di rumahmu? _____

C. Apakah ada kolam renang di rumahmu? _____

D. Ada berapa kamar mandi di rumahmu? _____

E. Bagaimana rumahmu? _____

2. Write a FOR SALE advertisement for your own house.

